


2021-05-10 00:31:38
 Choose competition:
 2021 New Zealand Division II Swimming Championships
 Choose language:


Choose an alternative:
[Home](#)
[Competitions](#)
[Program](#)
[Results](#)
[By event](#)
[Filearchive](#)
[LIVE](#)

Results for 2021 New Zealand Division II Swimming Championships

Below are all results from the competition shown by session.

Choose session:
[Session 1](#)
[Session 2](#)
[Session 3](#)
[Session 4](#)
[Session 5](#)
[Session 6](#)
[Session 7](#)
[Session 8](#)
[Session 9](#)
[Session 10](#)

Session Three - Heats

Results



2021 New Zealand Division II Swimming Championships

Place: Moana Pool Organizer: Swimming New Zealand
 Pool: 25m Competition Date: May 9, 2021 to May 13, 2021

Event 13, 200m Breaststroke Men 13 years - Heat

Rank	Name	Age Team	R.T.	FINA	Time	Diff
1	Finley English	13 Te Arawa Swimming			2:47.62	Q
	Entry time: 2:53.14 (-5.52)					
	50m: 36.08 100m: 1:18.75 (42.67) 150m: 2:03.35 (44.60) 200m: 2:47.62 (44.27)					
2	Kohae Cherrington	13 Ice Breaker Aquatics			2:48.29	+0.67 Q
	Entry time: 2:59.58 (-11.29)					
	50m: 38.90 100m: 1:21.97 (43.07) 150m: 2:05.45 (43.48) 200m: 2:48.29 (42.84)					
3	Coast Morland	13 Wanaka Swimming Club			2:49.18	+1.56 Q
	Entry time: 2:55.66 (-6.48)					
	50m: 37.67 100m: 1:20.68 (43.01) 150m: 2:04.55 (43.87) 200m: 2:49.18 (44.63)					
4	Jonathan Swanepoel	13 Coast Swimming Club			2:50.91	+3.29 Q
	Entry time: 2:55.92 (-5.01)					
	50m: 41.33 100m: 1:25.02 (43.69) 150m: 2:10.32 (45.30) 200m: 2:50.91 (40.59)					
5	Lucas Perceval	13 Central Hawkes Bay Swimming			2:51.86	+4.24 Q
	Entry time: 3:02.07 (-10.21)					
	50m: 38.61 100m: 1:22.80 (44.19) 150m: 2:06.67 (43.87) 200m: 2:51.86 (45.19)					
6	Fletcher Petrie	13 TBSS Central City Swimming			2:53.14	+5.52 Q
	Entry time: 2:55.24 (-2.10)					
	50m: 39.08 100m: 1:23.22 (44.14) 150m: 2:08.48 (45.26) 200m: 2:53.14 (44.66)					
7	Devlin Langton	13 Evolution Aquatics Tauranga			2:53.80	+6.18 Q
	Entry time: 2:53.29 (+0.51)					
	50m: 37.94 100m: 1:22.23 (44.29) 150m: 2:07.80 (45.57) 200m: 2:53.80 (46.00)					
8	Daniel Streletsky	13 Jasi Swim Club			2:54.34	+6.72 Q
	Entry time: 2:58.02 (-3.68)					
	50m: 38.29 100m: 1:22.65 (44.36) 150m: 2:08.71 (46.06) 200m: 2:54.34 (45.63)					
9	Ionatana BakerSefo	13 Masterton Swimming Club			2:55.33	+7.71
	Entry time: 3:04.99 (-9.66)					
	50m: 38.32 100m: 1:22.36 (44.04) 150m: 2:08.60 (46.24) 200m: 2:55.33 (46.73)					
10	Will Alford	13 Nelson South Swim Club			2:55.51	+7.89
	Entry time: 2:54.70 (+0.81)					
	50m: 40.41 100m: 1:26.14 (45.73) 150m: 2:12.94 (46.80) 200m: 2:55.51 (42.57)					
11	Yohann Savry	13 North Canterbury Swim Club Inc			3:00.19	+12.57
	Entry time: 3:00.27 (-0.08)					
	50m: 39.64 100m: 1:25.12 (45.48) 150m: 2:12.86 (47.74) 200m: 3:00.19 (47.33)					
12	Matthew Cleverly	13 Wharenui Swim Club			3:05.80	+18.18
	Entry time: 3:04.31 (+1.49)					
	50m: 40.51 100m: 1:26.92 (46.41) 150m: 2:16.41 (49.49) 200m: 3:05.80 (49.39)					
13	Neighton Fraser	13 Oamaru Swimming Club			3:12.84	+25.22
	Entry time: 3:02.82 (+10.02)					
	50m: 42.57 100m: 1:32.10 (49.53) 150m: 2:22.14 (50.04) 200m: 3:12.84 (50.70)					

Event official at: 10/05/2021 10:13:56 am

Event 13, 200m Breaststroke Men 14 years - Heat

Rank	Name	Age Team	R.T.	FINA	Time	Diff
1	Ben Dudding	14 Pirates Swim Team			2:44.08	Q
	Entry time: 2:52.84 (-8.76)					
	50m: 35.50 100m: 1:17.34 (41.84) 150m: 2:01.24 (43.90) 200m: 2:44.08 (42.84)					
2	Olli McDiarmid-Jones	14 Oamaru Swimming Club			2:46.26	+2.18 Q
	Entry time: 2:48.13 (-1.87)					
	50m: 38.28 100m: 1:21.09 (42.81) 150m: 2:05.77 (44.68) 200m: 2:46.26 (40.49)					
3	Finn Lock	14 United Swimming Club			2:46.44	+2.36 Q
	Entry time: 2:52.30 (-5.86)					
	50m: 35.57 100m: 1:17.76 (42.19) 150m: 2:01.92 (44.16) 200m: 2:46.44 (44.52)					
4	Caleb Ludlow	14 Alexandra Swimming Club			2:47.74	+3.66 Q
	Entry time: 2:47.80 (-0.06)					
	50m: 35.92 100m: 1:18.79 (42.87) 150m: 2:03.30 (44.51) 200m: 2:47.74 (44.44)					
5	Daniel Hawes	14 Pirates Swim Team			2:48.38	+4.30 Q
	Entry time: 2:48.82 (-0.44)					
	50m: 36.84 100m: 1:18.17 (41.33) 150m: 2:02.14 (43.97) 200m: 2:48.38 (46.24)					
6	Charles Heathcote	14 North Shore Swimming Club			2:49.23	+5.15 Q
	Entry time: 2:49.73 (-0.50)					
	50m: 36.02 100m: 1:19.83 (43.81) 150m: 2:05.08 (45.25) 200m: 2:49.23 (44.15)					
7	Jack Forsman	14 North Shore Swimming Club			2:49.68	+5.60 Q
	Entry time: 2:54.59 (-4.91)					
	50m: 38.01 100m: 1:20.76 (42.75) 150m: 2:05.18 (44.42) 200m: 2:49.68 (44.50)					
8	Duncan Clark	14 Ice Breaker Aquatics			2:50.72	+6.64 Q
	Entry time: 2:51.82 (-1.10)					

9 Daniel Park	14 Howick Pakuranga	2:52.16	+8.08
Entry time: 2:57.14 (-4.98)			
50m: 39.18	100m: 1:23.24 (44.06)	150m: 2:07.90 (44.66)	200m: 2:52.16 (44.26)
10 Vardan Sims	14 Temuka Swimming Club	2:52.53	+8.45
Entry time: 2:55.07 (-2.54)			
50m: 38.12	100m: 1:21.05 (42.93)	150m: 2:07.29 (46.24)	200m: 2:52.53 (45.24)
11 Harrison Doak	14 Ashburton Swim Team	2:52.74	+8.66
Entry time: 2:55.95 (-3.21)			
50m: 40.12	100m: 1:24.33 (44.21)	150m: 2:09.39 (45.06)	200m: 2:52.74 (43.35)
12 Jack Boorer-Lilley	14 Swim Timaru	2:54.79	+10.71
Entry time: 2:53.25 (+1.54)			
50m: 38.60	100m: 1:23.40 (44.80)	150m: 2:09.50 (46.10)	200m: 2:54.79 (45.29)
13 Harry Sargent	14 Swim Timaru	2:55.00	+10.92
Entry time: 2:58.48 (-3.48)			
50m: 38.67	100m: 1:23.33 (44.66)	150m: 2:09.04 (45.71)	200m: 2:55.00 (45.96)
14 Braith Swanberg	14 Mt Maunganui Swimming Club	2:55.06	+10.98
Entry time: 2:55.17 (-0.11)			
50m: 39.17	100m: 1:24.33 (45.16)	150m: 2:10.10 (45.77)	200m: 2:55.06 (44.96)
15 Morgan Manners	14 Selwyn Swim Club	2:55.89	+11.81
Entry time: 2:53.47 (+2.42)			
50m: 37.59	100m: 1:21.95 (44.36)	150m: 2:08.62 (46.67)	200m: 2:55.89 (47.27)
- Ben Hew	14 Roskill Swimming Club	DSQ	

Event official at: 10/05/2021 10:13:56 am

Event 13, 200m Breaststroke Men 15 years - Heat

Rank	Name	Age Team	R.T.	FINA	Time	Diff
1 Henry Oram	15 United Swimming Club	2:41.78			Q	
Entry time: 2:48.41 (-6.63)						
50m: 37.11	100m: 1:18.64 (41.53)	150m: 2:00.50 (41.86)	200m: 2:41.78 (41.28)			
2 Ethan Blair	15 North Canterbury Swim Club Inc	2:44.35			+2.57 Q	
Entry time: 2:42.47 (+1.88)						
50m: 35.94	100m: 1:17.17 (41.23)	150m: 2:00.01 (42.84)	200m: 2:44.35 (44.34)			
3 James O'Brien	15 Pirates Swim Team	2:44.54			+2.76 Q	
Entry time: 2:45.82 (-1.28)						
50m: 36.88	100m: 1:19.47 (42.59)	150m: 2:02.79 (43.32)	200m: 2:44.54 (41.75)			
4 Mathew Peacock	15 St Peter's Swimming Club	2:49.69			+7.91 Q	
Entry time: 2:49.39 (+0.30)						
50m: 37.96	100m: 1:21.00 (43.04)	150m: 2:05.55 (44.55)	200m: 2:49.69 (44.14)			
5 Wooljin Song	15 Jasi Swim Club	2:51.63			+9.85 Q	
Entry time: 2:46.84 (+4.79)						
50m: 37.38	100m: 1:20.18 (42.80)	150m: 2:04.87 (44.69)	200m: 2:51.63 (46.76)			
6 Jacob Satherley	15 Motueka Swim Club	2:54.16			+12.38 Q	
Entry time: 2:50.68 (+3.48)						
50m: 38.11	100m: 1:21.92 (43.81)	150m: 2:08.16 (46.24)	200m: 2:54.16 (46.00)			
7 Logan Scammell	15 Ashburton Swim Team	2:57.32			+15.54 Q	
Entry time: 2:49.40 (+7.92)						
50m: 39.02	100m: 1:23.95 (44.93)	150m: 2:10.49 (46.54)	200m: 2:57.32 (46.83)			

Event official at: 10/05/2021 10:13:56 am

Event 13, 200m Breaststroke Men 16-18 years - Heat

Rank	Name	Age Team	R.T.	FINA	Time	Diff
1 Hunter Butler	16 Jasi Swim Club	2:41.29			Q	
Entry time: 2:41.52 (-0.23)						
50m: 35.60	100m: 1:17.18 (41.58)	150m: 1:59.88 (42.70)	200m: 2:41.29 (41.41)			
2 Oliver Mandeno	17 Blenheim Swimming Club	2:43.04			+1.75 Q	
Entry time: 2:46.92 (-3.88)						
50m: 37.09	100m: 1:19.70 (42.61)	150m: 2:02.88 (43.18)	200m: 2:43.04 (40.16)			
3 Brayden Scharvi	16 Liz van Welie Aquatics	2:44.41			+3.12 Q	
Entry time: 2:44.18 (+0.23)						
50m: 36.65	100m: 1:18.84 (42.19)	150m: 2:02.27 (43.43)	200m: 2:44.41 (42.14)			
4 Emlyn Clayden	16 Vikings Swim Club Inc	2:44.47			+3.18 Q	
Entry time: 2:45.35 (-0.88)						
50m: 37.28	100m: 1:19.57 (42.29)	150m: 2:02.55 (42.98)	200m: 2:44.47 (41.92)			
5 Benjamin Smith	16 Selwyn Swim Club	2:45.74			+4.45 Q	
Entry time: 2:47.04 (-1.30)						
50m: 37.15	100m: 1:19.78 (42.63)	150m: 2:03.03 (43.25)	200m: 2:45.74 (42.71)			
6 Thomas Logger	16 Evolution Aquatics Tauranga	2:45.92			+4.63 Q	
Entry time: 2:47.27 (-1.35)						
50m: 37.69	100m: 1:21.37 (43.68)	150m: 2:04.41 (43.04)	200m: 2:45.92 (41.51)			
7 Dillique Brown	16 Aquabladz New Plymouth Swim	2:49.40			+8.11 Q	
Entry time: 2:53.82 (-4.42)						
50m: 36.54	100m: 1:18.76 (42.22)	150m: 2:03.89 (45.13)	200m: 2:49.40 (45.51)			
8 Tyler Adams	16 Pukekohe Swimming Club	2:49.79			+8.50 Q	
Entry time: 2:53.48 (-3.69)						
50m: 38.60	100m: 1:22.30 (43.70)	150m: 2:06.58 (44.28)	200m: 2:49.79 (43.21)			
9 Oscar Baggaley	16 Vikings Swim Club Inc	2:51.51			+10.22	
Entry time: 2:48.74 (+2.77)						
50m: 38.33	100m: 1:21.80 (43.47)	150m: 2:06.78 (44.98)	200m: 2:51.51 (44.73)			
10 Toby Taylor	16 Geraldine Swimming Club	2:52.58			+11.29	
Entry time: 2:44.16 (+8.42)						
50m: 37.12	100m: 1:20.52 (43.40)	150m: 2:06.24 (45.72)	200m: 2:52.58 (46.34)			

Event official at: 10/05/2021 10:13:56 am

2021-05-10 10:14:03 Datahandling: WinGrodan 2.7 Licensed to: Swimming New Zealand

[RSS Feed](#) | [Kontakt](#) | [Integritetspolicy](#)

© Copyright 2013 IC Control Media & Sport